


# Lift Shelf




# Fact Sheet

# Lift Shelf





Design by Staffan Holm

Staffan Holm's Lift Shelf effortlessly and elegantly expands to accommodate your ever-growing collections. Extra shelves can be stacked on top of or alongside an existing system for additional capacity, making this modular solution as flexible as it is handsome. The construction is economical and functional, just like the industrial scissor lifts that inspired its fundamental form. It consists of only two components: welded metal cross-shaped supports and wooden boards. The Lift Shelves are shipped flat-packed and can be assembled without tools.

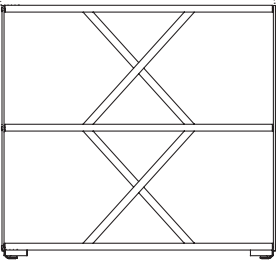
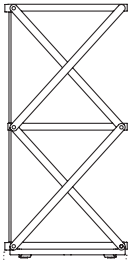


Product name	Finish	SKU
<b>Lift Shelf 15</b>	Black	20074
	White	20075
<b>Lift Shelf 10</b>	Black	20072
	White	20073
<b>Lift Shelf 9</b>	Black	20068
	White	20069
<b>Lift Shelf 6</b>	Black	20066
	White	20067
<b>Lift Shelf 5</b>	Black	20070
	White	20071
<b>Lift Shelf 3</b>	Black	30068
	White	30069

<p><b>Shelf material</b> Solid Ash Fraxinus Excelsior Lacquered</p> <p>Wood is a natural material. The color might vary from piece to piece</p> <p><b>Base material</b> Steel Powder Coated</p> <p><b>Country of origin</b> Poland</p> <p><b>3D model</b> 3D files of all products are available on the product pages on hem.com</p>	<p><b>Always in stock</b> We keep all our products in stock and ready to ship from our warehouses in the US and EU</p> <div style="display: flex; justify-content: space-around;"> <div style="text-align: center;">  <p><b>Black</b> Solid Ash</p> </div> <div style="text-align: center;">  <p><b>White</b> Solid Ash</p> </div> </div> <div style="display: flex; justify-content: space-around; margin-top: 20px;"> <div style="text-align: center;">  <p><b>Black (RAL 9005)</b> Powder Coated Steel</p> </div> <div style="text-align: center;">  <p><b>White (RAL 9010)</b> Powder Coated Steel</p> </div> </div> <p><b>Samples</b> We supply samples of all our material finishes, order them directly from <a href="http://hem.com/samples">hem.com/samples</a></p>
--	--

<b>Lift Shelf 3</b>	
Front view	80 cm / 31.5 in
75 cm / 29.3 in	
Side view	36 cm / 14.2 in
36 cm / 14.2 in	

With proper care, the high quality of Hem furniture can be maintained for years to come. If you want to learn more or have any questions about our care & maintenance recommendations, please write to [info@hem.com](mailto:info@hem.com).

# Hem