


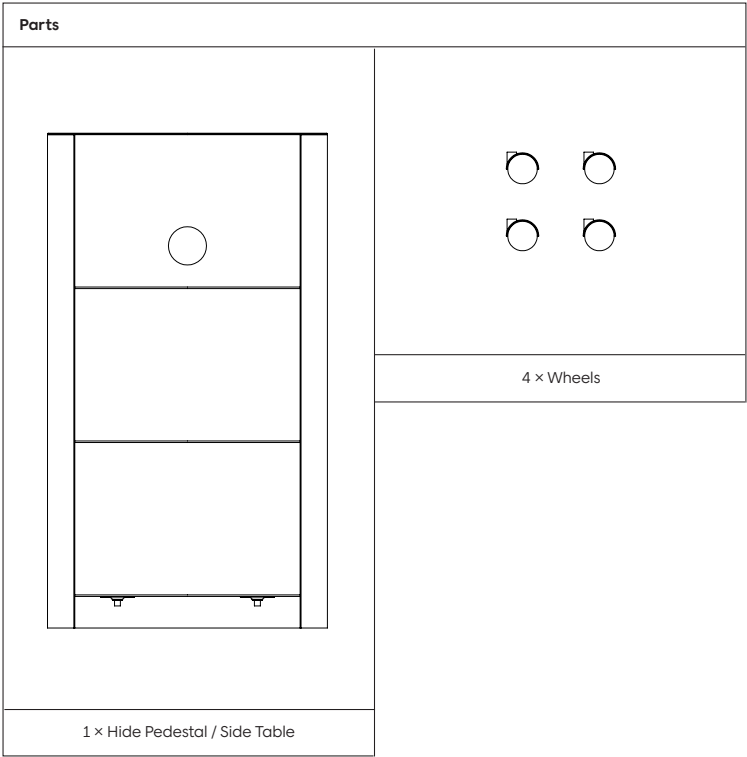
**Hide**

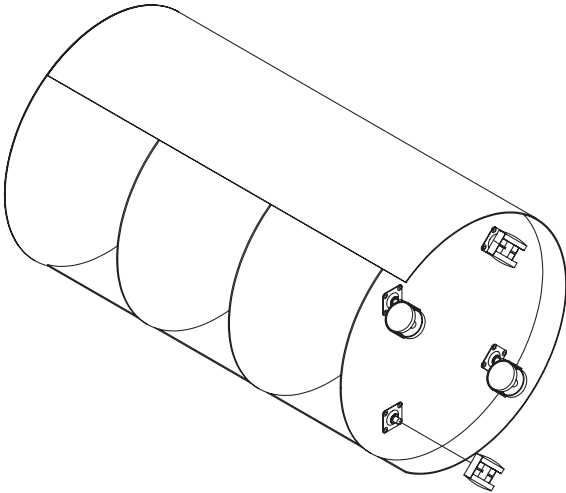


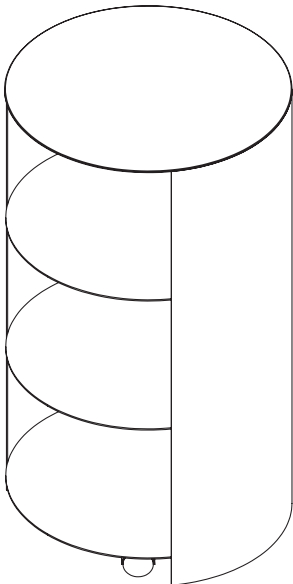
**Assembly  
Instruction**

Hide

The Hide Table by Karoline Fesser is a Hem hero product. Why? Because this modest piece of furniture is far more necessary and boundless than it might at first seem. The Hide Table can be discreet: tucked under a larger desk or table for additional storage, or sitting quietly in the corner of a room, its back turned to conceal its contents. Or it can be bold: a pedestal and side table for your favorite objects, a punctuation of brilliant color, or an open display for all manner of paraphernalia. The Hide Table is beautifully finished in powder-coated steel and has wheels for easy maneuverability. We have yet to hear from a regretful owner.



	<p><b>Step 1</b></p> <p>Place the Hide Pedestal / Side Table on a soft surface. (Do not place it on a wooden floor or similar)</p> <p>Press the wheels until it clicks onto the pin located at the bottom.</p>
---	--

<p><b>Step 2</b></p> <p>The assembly of your Hide Pedestal / Side Table is now complete!</p>	
--	--

Should you have any problems assembling your product, contact us at [info@hem.com](mailto:info@hem.com). We're always happy to help!

We have carefully selected the materials used in this product, and ask you to treat it responsibly too.  
Please recycle all packaging according to your local disposal rules.

# Hem